





# Hey There Delilah

## Plain White T's

Refrain / Fingerstyle-TAB



**C** **Am**

T  
A  
B

0 0 0 0 | 0 0 0 0 | 0 0 0 0 | 0 0 0 0

3 3 3 3 | 0 0 0 0 | 0 0 0 0 | 2

Oh, \_\_\_\_\_ it's what you do to me,  
(Anfangston: 2. Saite, I. Bund)






**C** **Am**

0 0 0 0 | 0 0 0 0 | 0 0 0 0 | 0 0 0 0

3 3 3 3 | 0 0 0 0 | 0 0 0 0 | 2

oh, \_\_\_\_\_ it's what you do to me.







**C** **Am**

0 0 0 0 | 0 0 0 0 | 0 0 0 0 | 0 0 0 0

3 3 3 3 | 0 0 0 0 | 0 0 0 0 | 2

Oh, \_\_\_\_\_ it's what you do to me,

**C** **Am** **C**

0 0 0 0 | 0 0 0 0 | 0 0 0 0 | 0 0 0 0 | 3

3 3 3 3 | 0 0 0 0 | 0 0 0 0 | 2

oh, \_\_\_\_\_ it's what you do to me. \_\_\_\_\_ What you do to me.

● = zwei zusätzliche Basstöne, um die beiden Akkorde interessant zu verbinden.